

R85 PERKOMATIC - General Fault Diagnosis

COMPLAINT

SLOW CLOSING: IE 13 SECONDS OR MORE

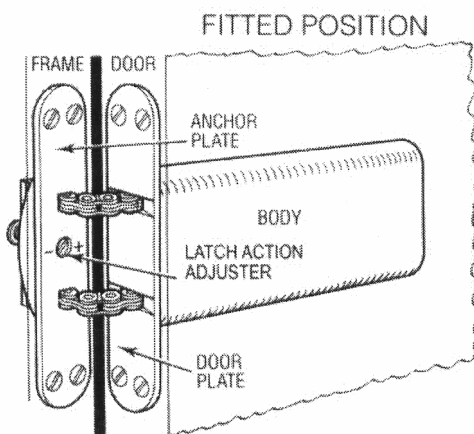
SOLUTION

Lubricate Hinges with WD40

Open door to 90°, physically shut door quickly BUT count in seconds when initially moving the door from 90°.

Override mechanism should manifest itself in the door leaf until a click. This timing should be approx 10 seconds factory set. If above this 10 seconds lubricate hinges and throw door between your hands to help lubricant to penetrate the hinge pivot point to reduce friction.

NOISE AFTER CLOSING



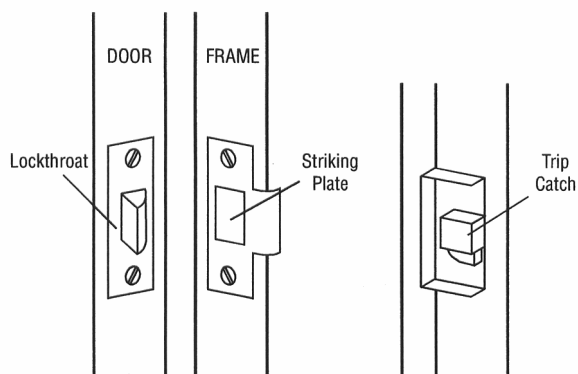
The adjuster screw in the centre of the brass anchor plate in the door frame (jamb) should be turned fully anti-clockwise.

Open the door to its maximum and then close it quickly overriding the door closer, which will now offer a silent action if the adjuster screw has been turned fully anti-clockwise.

It is vital that the door latches and to ensure this the adjuster screw should be turned only a 1/4 turn at a time. After each 1/4 turn try the door from its maximum opening to see when sufficient latching has been achieved with the minimum of noise if overridden.

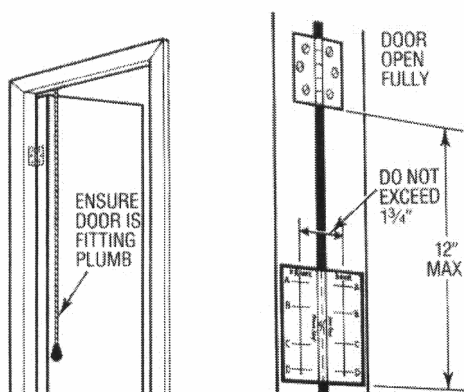
Latching action should be set to its minimum to allow air pressure to balance either side of the door.

LOCKTHROAT RESTS ON STRIKING PLATE



Depressing the handle, cellotape lockthroat into door. If the door now closes fully sink the striking plate further or replace with a trip catch.

DOOR RUNNING AHEAD



Is the door out of plumb.

Is the third hinge missing.

Is the closer within 12" of 1 of the three hinges.

COMPLAINT

DOOR NOT CLOSING

SOLUTION

Hinge bound: ie door in contact with jamb (hinge side) spring back door open

There should be 3mm gap around door (building regulations)

Incorrectly fitted smoke seals gap between door & frame will not accept smoke seals.

Is the door catching on floor

Air pressure (prove by opening window) can remove timber from door bottom edge?

BROKEN CHAIN

Incorrect fitting can also result in using the closer as a door stop : ie running out of chain, see fitting instruction.

In the unlikely event for a site visit, please sign to confirm compliance to all above as costs incurred may be presented to the person requesting the site visit.

SIGNED

DATE



ESTABLISHED 1820

SAMUEL HEATH & SONS PLC

Leopold Street, Birmingham B12 0UJ, England

Telephone: 0121 772 2303 Fax: 0121 772 3334

Sales Office Direct Line: 0121 766 4200

International Telephone: +44 121 772 2303 International Fax: +44 121 772 3334

e-mail: info@samuel-heath.com

www.samuel-heath.com